

Conceptions to under 18s

General details	Estimated conceptions using a variety of data sources
Area output	2003 wards
Time period	Aggregated 2000 - 2002
Source	Office for National Statistics
Provider	ONS*
Comments	Restrictions of use of the data outside the NHS and prohibition on publication on the Internet

* Data purchased from ONS in March 2005 following notification of its availability by ONS.

1 Introduction

- 1.1 Teenage pregnancy is an issue that is of concern for a number of reasons:
- An increased risk of the baby having a low birthweight and an increased risk of sudden infant death syndrome compared with children of older mothers
 - Higher rates of admission to hospital for the children of teenage mothers as the result of an accident than children of older mothers
 - Higher rates of depression for teenage mothers within a year of childbirth compared with other teenage girls
 - An increased likelihood of the daughters of teenage mother becoming teenage mothers themselves

1.2 ONS conception statistics relate to conceptions by residents that lead either to a maternity (at which one or more live or still birth occurs) or to an abortion under the 1967 Act. They do not include conceptions resulting in a spontaneous miscarriage during the first 23 weeks of gestation or an illegal abortion.

2 National and Regional Figures

2.1 Research by the Office for National Statistics has shown that prosperous areas tend to have low under 18 conception rates and urban, industrial areas have higher rates. Rates tend to be lower in the South and East of Great Britain and higher in the North.

2.2 The same research also showed that a greater proportion of under 18 conceptions lead to a legal abortion in rural and more prosperous areas than in urban, industrial areas.

2.3 Table 1 shows that the annual national and regional trend for under 18 conceptions consisted of falling numbers to 2001, followed by small rises.

2.4 Figure 1 takes the numbers of under 18 conceptions for 2001 and expresses this as a rate per 1000 females in the age group 15 to 17 years taken from the 2001 Census.

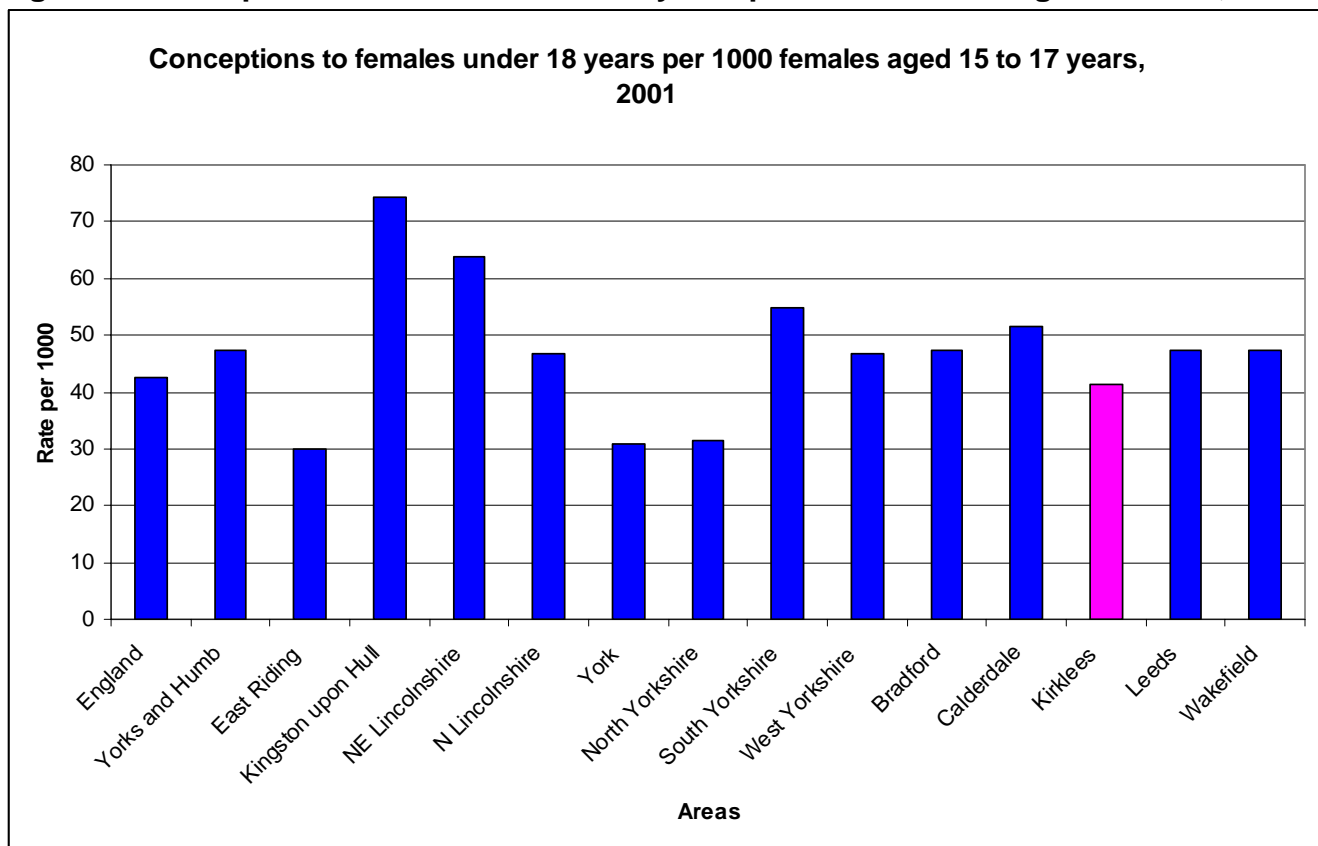
2.5 The figure for Kirklees (41 per 1000) is slightly below the national rate (43 per 1000), well below the highest rate in the region in Kingston on Hull (74 per 1000) and slightly below the West Yorkshire and Yorkshire and Humberside rate (47 per 1000).

2.6 The rural and semi-rural areas of East Riding, York and North Yorkshire have much lower rates of around 30 per thousand.

Table 1: Conceptions to under 18 year old females 1998 to 2003

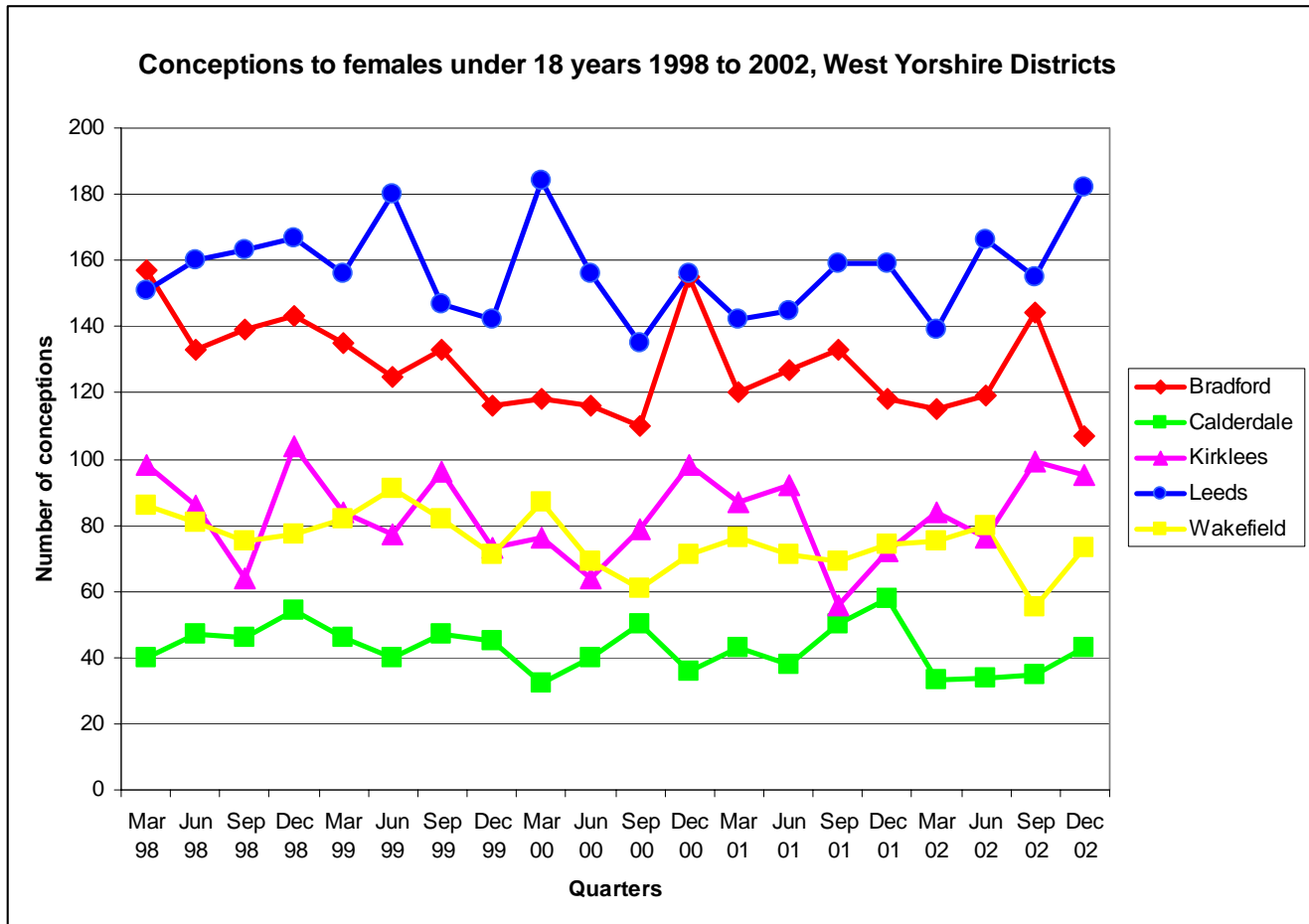
	1998	1999	2000	2001	2002	2003
England	41089	39247	38699	38461	39350	39560
Yorks and Humber	4806	4617	4406	4437	4529	4587
East Riding of Yorkshire UA	196	167	174	173	176	174
Kingston upon Hull, City of UA	381	333	350	353	339	363
North East Lincolnshire UA	212	241	202	206	204	227
North Lincolnshire UA	156	159	128	137	144	144
York UA	100	95	100	93	123	112
North Yorkshire	366	349	304	328	318	315
South Yorkshire (Met County)	1324	1305	1255	1258	1316	1381
West Yorkshire (Met County)	2071	1968	1893	1889	1909	1871
Bradford	572	509	499	498	485	468
Calderdale	187	178	158	189	145	200
Kirklees	352	330	317	307	354	331
Leeds	641	625	631	605	642	566
Wakefield	319	326	288	290	283	306

Figure 1: Conceptions to females under 18 years per 1000 females aged 15 to 17, 2001



2.7 Figure 2 shows the quarterly trends of the numbers of conceptions to females under 18 years in the five districts of West Yorkshire over the five years to December 2002. The figures for Bradford, Leeds and Kirklees vary quite markedly, for example in Kirklees from around 100 in some quarters to less than 60 in others.

Figure 2: Conceptions to females under 18 years 1998 to 2002 quarters, West Yorkshire districts



2.8 Conceptions do not all result in a maternity. Table 2 shows that over 40% of conceptions to females under 18 years results in a legal abortion. This is double the rate for females of all ages.

Table 2: Percentage of conceptions that are terminated by a legal abortion

	All ages	Under 18 years at conception
1996	20.8	40.0
1998	22.3	42.0
1999	22.6	43.0
2000	22.7	44.2
2001	23.2	45.7
2002	22.5	45.3

3 Kirklees Figures

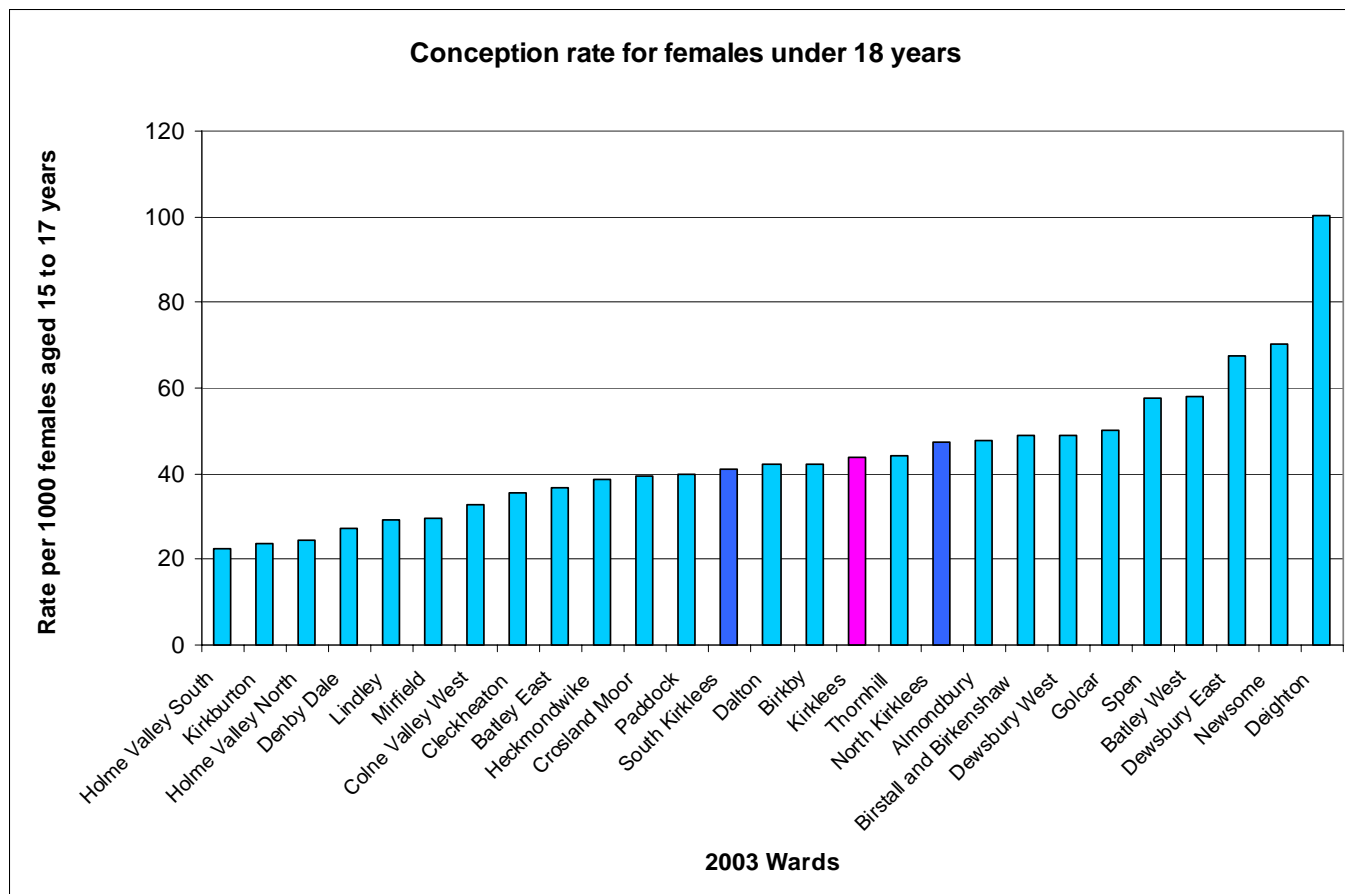
3.1 Within Kirklees there is a huge variation in the rate of conceptions to females under 18 years.

3.2 The numbers in Table 3 are for three years from 2000 to 2002. In Deighton ward, the rate is over double the Kirklees rate and four or five times greater than the rates in Holme Valley North and South, Kirkburton and Denby Dale.

Table 3: Conceptions to females under 18 years by Kirklees 2003 wards

	Conceptions to females under 18 years 2000 to 2002 (3 years)	Females aged 15 to 17 years 2001 Census	Conceptions to females under 18 years 2000 to 2002 per 1000 females aged 15 to 17 years per year (average 3 years)
Almondbury	31	216	48
Batley East	47	426	37
Batley West	76	436	58
Birkby	39	307	42
Birstall and Birkenshaw	46	313	49
Cleckheaton	25	235	35
Colne Valley West	24	245	33
Crosland Moor	38	321	39
Dalton	40	317	42
Deighton	75	249	100
Denby Dale	25	308	27
Dewsbury East	63	312	67
Dewsbury West	62	421	49
Golcar	46	305	50
Heckmondwike	40	343	39
Holme Valley North	21	285	25
Holme Valley South	23	342	22
Kirkburton	18	252	24
Lindley	28	318	29
Mirfield	21	236	30
Newsome	50	237	70
Paddock	30	250	40
Spen	53	307	58
Thornhill	57	429	44
North Kirklees	490	3458	47
South Kirklees	488	3952	41
Kirklees	978	7410	44

Figure 3: Conception rates for females under 18 years 2001 by Kirklees 2003 wards



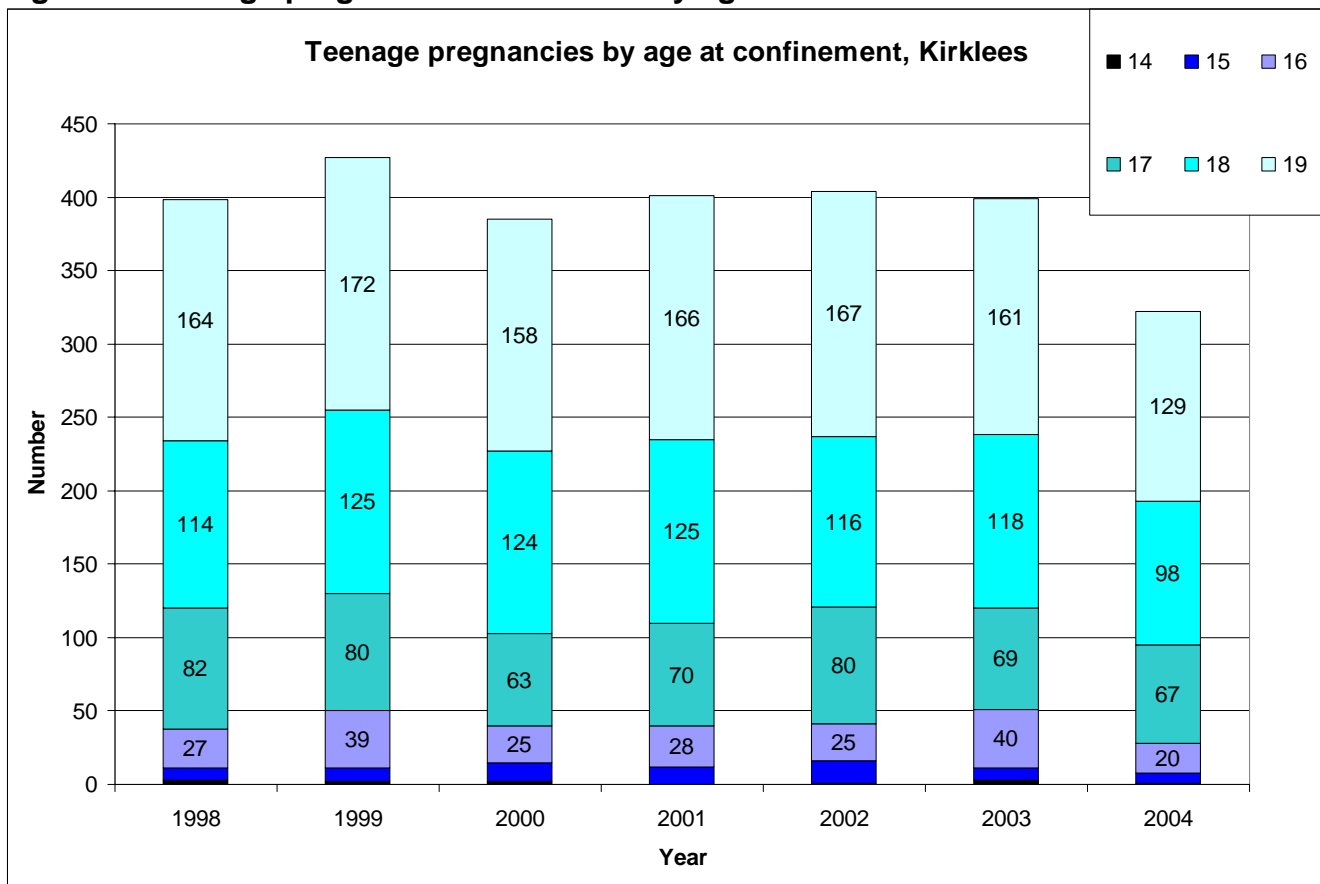
3.3 The ONS figures for conceptions to females under 18 years 2000 to 2002 by ward has only recently become available. Another source of data is the information recorded by local maternity units on the age of mothers at maternity.

3.4 Figure 4 shows the figures by single year age cohorts for all Kirklees. These suggest a levelling off of the reduction in teenage pregnancies in 2001 with a possible resumption of the downward trend in 2004.

- 3.5 Compatibility between the confinement and conception figures is complicated by:
- the large proportion of conceptions that end in a legal abortion
 - the unknown number of confinements of 18 year old women that were conceived when the mother was under 18 years.

However, when these factors are calculated roughly, the numbers of conceptions and confinements may be reconciled.

Figure 4: Teenage pregnancies in Kirklees by age at confinement.



Source: Calderdale and Huddersfield NHS Trust; Health Informatics Team.

4 Links and further information

Office for National Statistics
<http://www.statistics.gov.uk/default.asp>

5 Indicator archive

Date of the original document	March 2005
Author	Steve Jones: KMC CDU
Details of consultation	
Document update date	
Update author	
Details of update consultation	